

Nahradí nás Power Automate?

Kateřina Saryčeva, Ing

Ness Czech

katerina.saryceva@ness.com

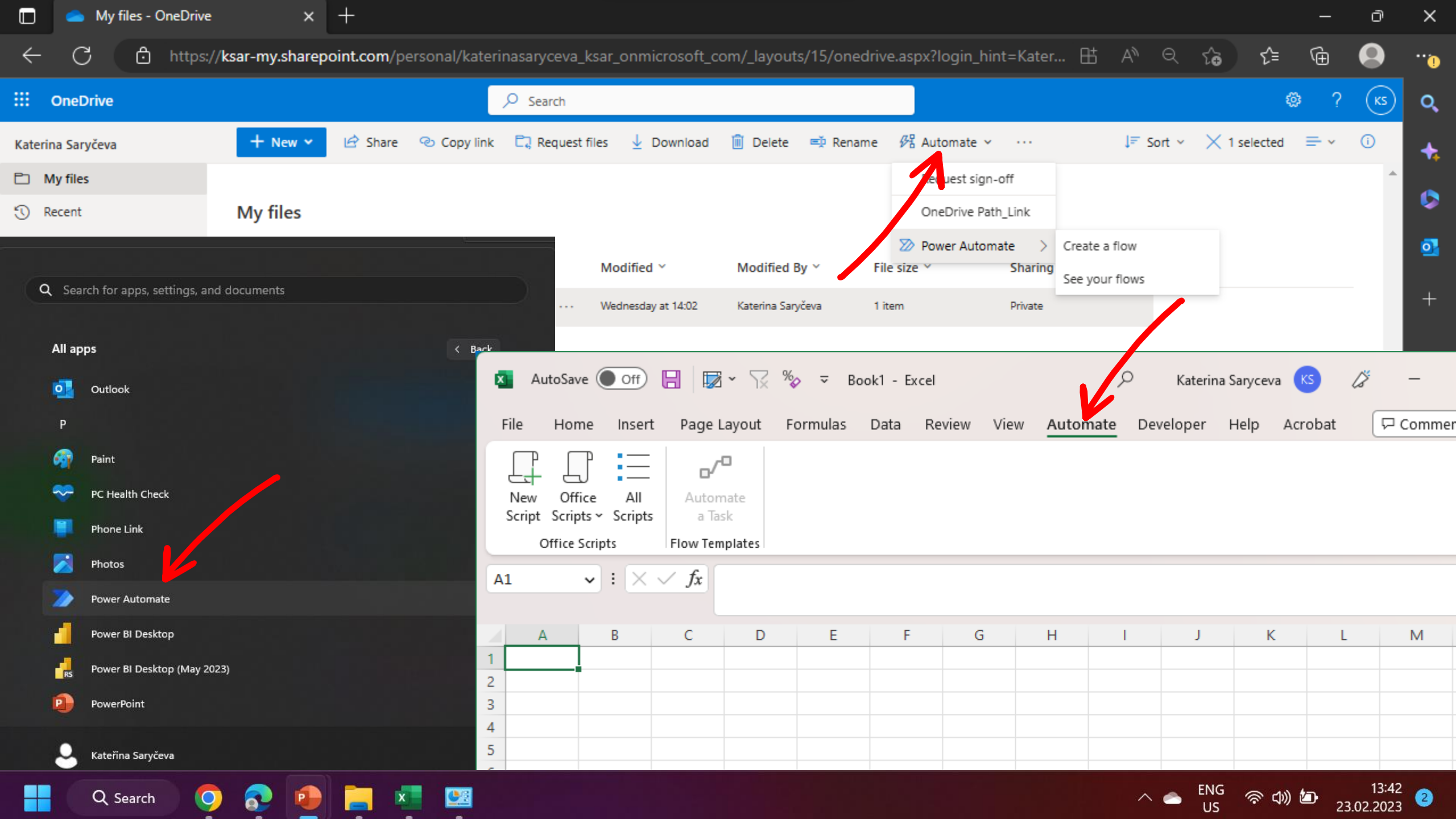
 [linkedin](#)



Agenda

1. What is Power Automate?
2. A workflow from scratch in Power Automate for web
3. Recommendations for beginners

What is Power Automate?



My files

Modified	Modified By	File size	Sharing
Wednesday at 14:02	Katerina Saryčeva	1 item	Private

All apps

- Outlook
- Paint
- PC Health Check
- Phone Link
- Photos
- Power Automate**
- Power BI Desktop
- Power BI Desktop (May 2023)
- PowerPoint

Kateřina Saryčeva

Book1 - Excel

File Home Insert Page Layout Formulas Data Review View **Automate** Developer Help Acrobat

New Script Office Scripts All Scripts Automate a Task

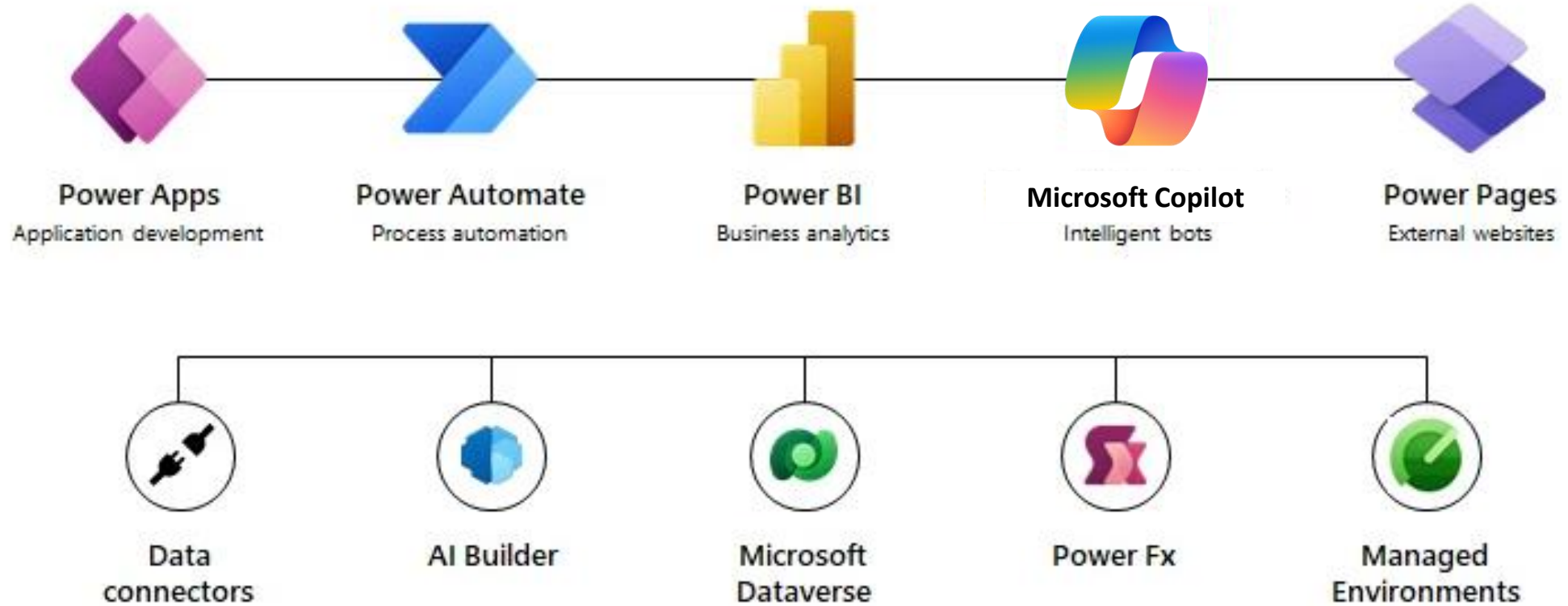
A1

	A	B	C	D	E	F	G	H	I	J	K	L	M
1													
2													
3													
4													
5													



Microsoft Power Platform

The low-code platform that spans Office 365, Azure, Dynamics 365, and standalone applications



Důležité pojmy

- **Dataverse** – cloud databáze obohacená o business metadata
 - Existuje zjednodušená verze Dataverse for Teams
- **Power FX** – low-code programovací jazyk
- **Connector** – definice REST API
 - Connection – connector použitý s autentifikací nějakého uživatele
- **On-premises Gateway** – pro propojení cloud světa s on-premises
- **ALM** (Application Lifecycle Management)
 - Prostředí (Environments)
 - přenos balíčků (Solutions) mezi prostředími

Licencing



- Power Platform Licensing Guide ([33 stránky](#))
- Separate licence for every application
- Licences for creators
 - Power Automate Premium
- Licences for usage
 - per flow/flow run, per user
- Limited capabilities are included within
 - Windows, Office/Microsoft 365, Power Apps, Dynamics 365

Check out your current license











Licenses



My licenses

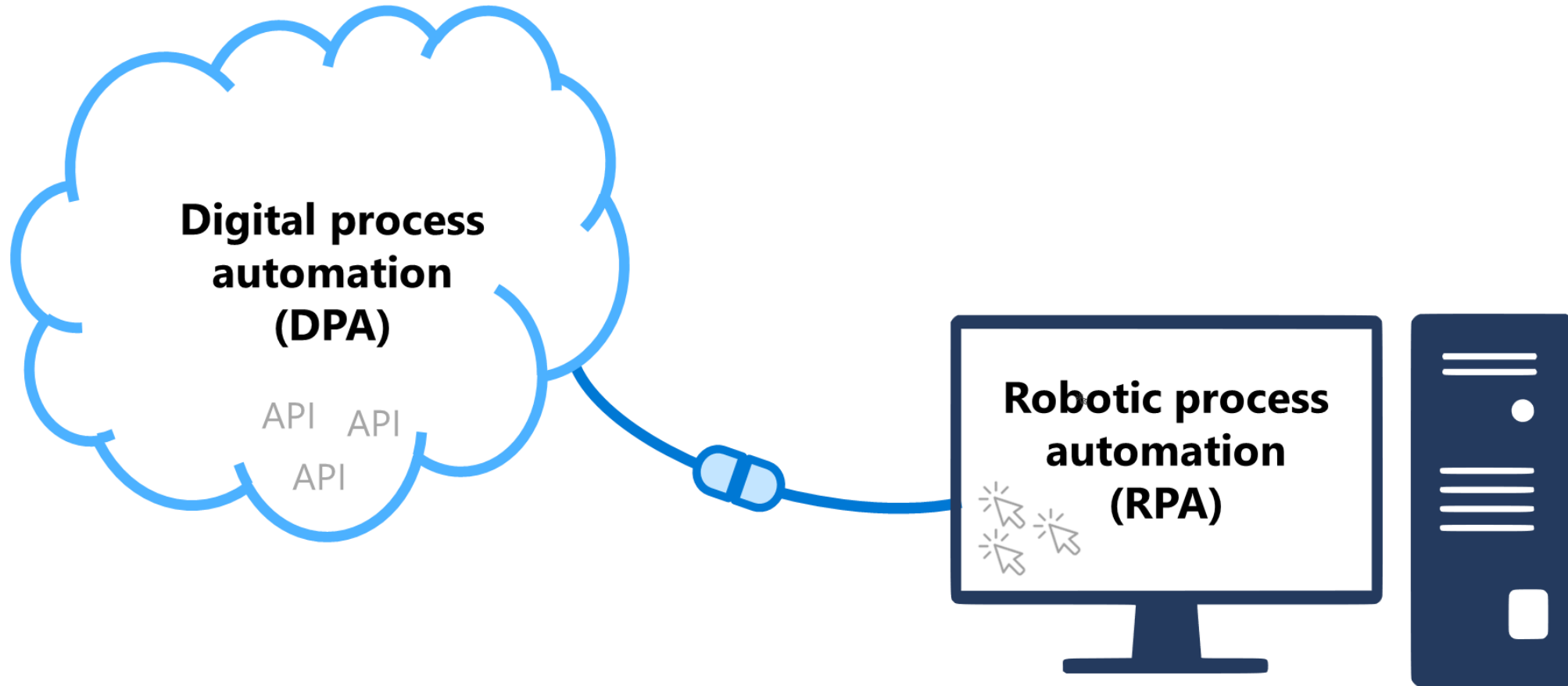
-  Power Automate for Office 365
-  Power Automate Free

Capabilities

-  Standard connectors
-  Premium connectors
-  Custom connectors
-  On-premise connectors
-  Robotic process automation (RPA) - attended
-  Robotic process automation (RPA) - unattended
-  Robotic process automation (RPA) - hosted
-  Business process flows
-  AI Builder
-  Process mining

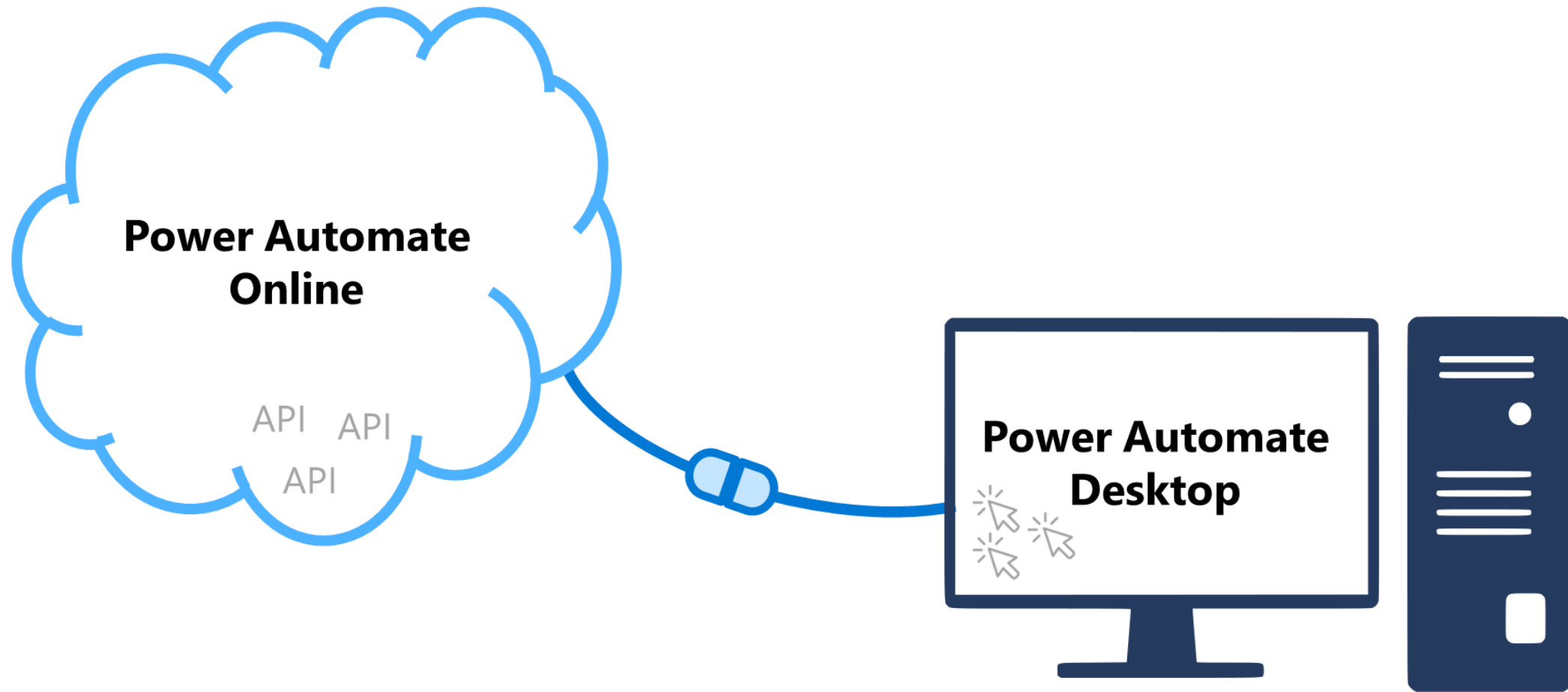
[Learn how to add capabilities](#)

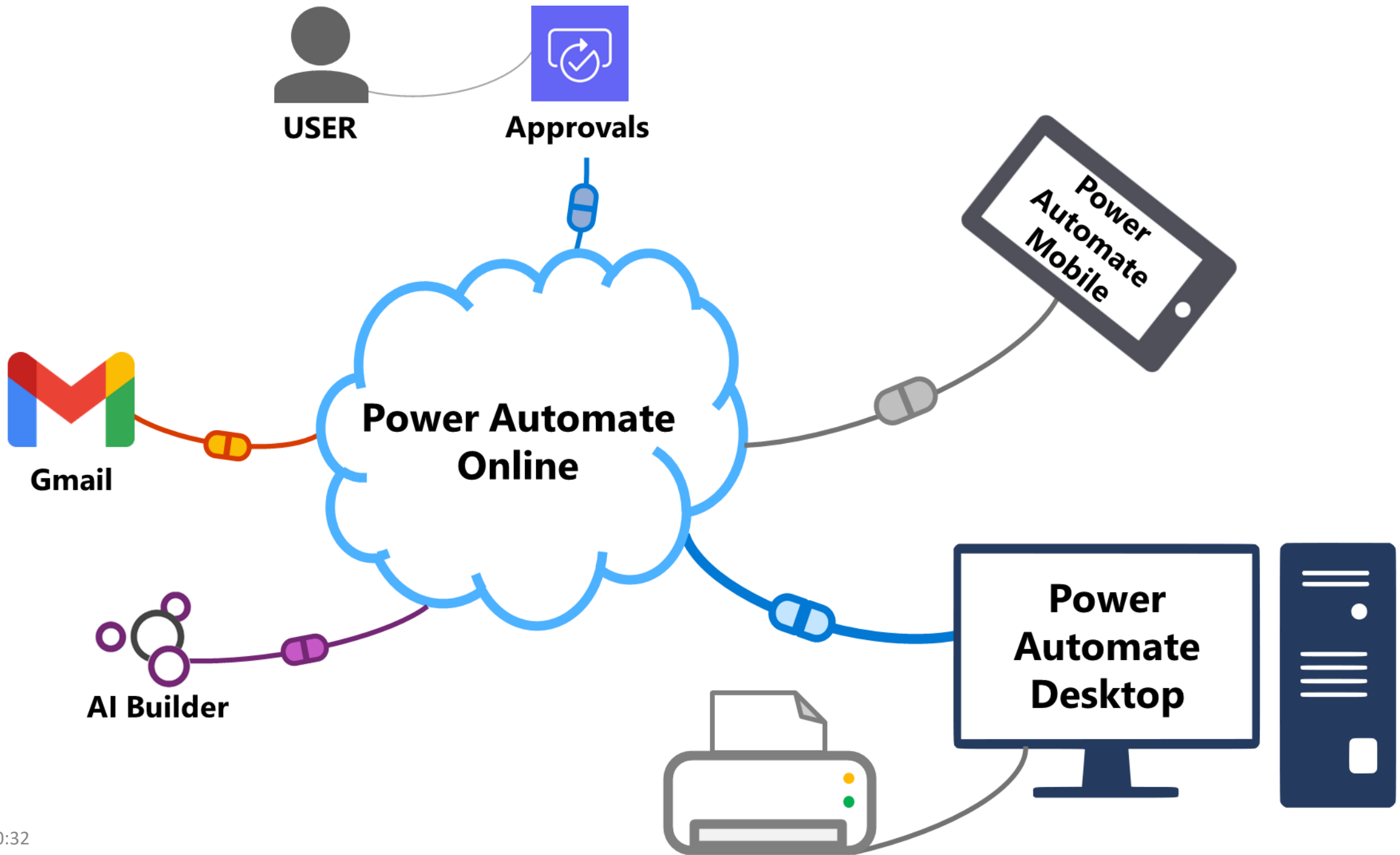
Types of process automation





Power Automate







Power Automate



Power Automate for web



Power Automate for MS Teams



Power Automate for desktop



Power Automate for mobile

Work less, do more

← Back Welcome new team members



Save



Test



Copilot

New designer



Parameters Settings Code view Testing About

Post As *

Flow bot



Post In *

Channel



Team *

Pokusy Teams Skupina



Channel *

General



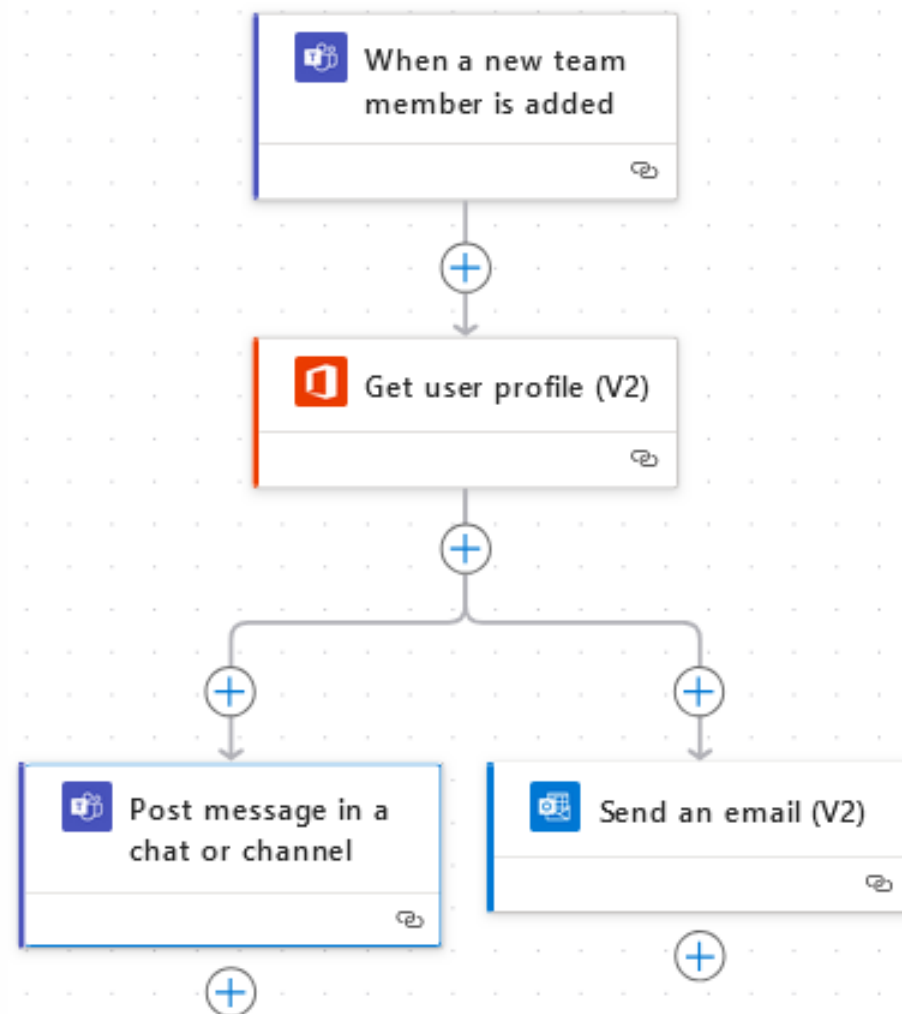
Message *

⌂ ⌂ Nor... Arial 15px B I U A

Hi everyone, please join me in welcoming Display Name ×, who will be joining as a Job Title ×, and will sit in Office Location ×. Please stop by to say hello.


Given Name ×, please reach out if you need any help to access documents or resources.

Welcome Given Name × !!








Chat



Recent

- 
Jan TheColleague 9:14 PM
 How you doin'?
- 
Power Automate 10/5
 CreateReleaseEvents has loaded ...
- 
Katerina Saryceva (You) 10/2
 You: aaa



Power Automate Chat 5 more



Power Automate Sunday 7:21 PM

I can run any flow that's:

- triggered on a schedule
- manually triggered with no inputs

For the default environment, I can run:
1 : Timesheet_D-1

Sunday 7:21 PM
Describe flow 1



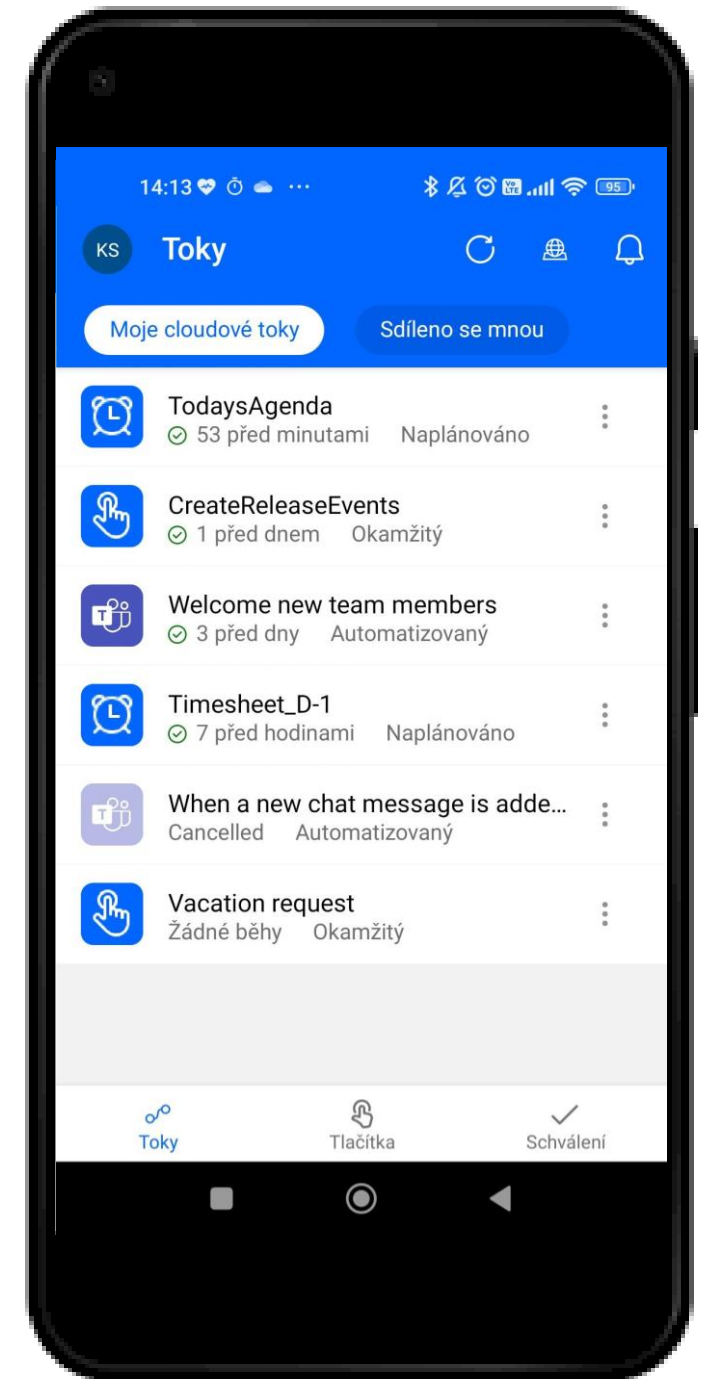
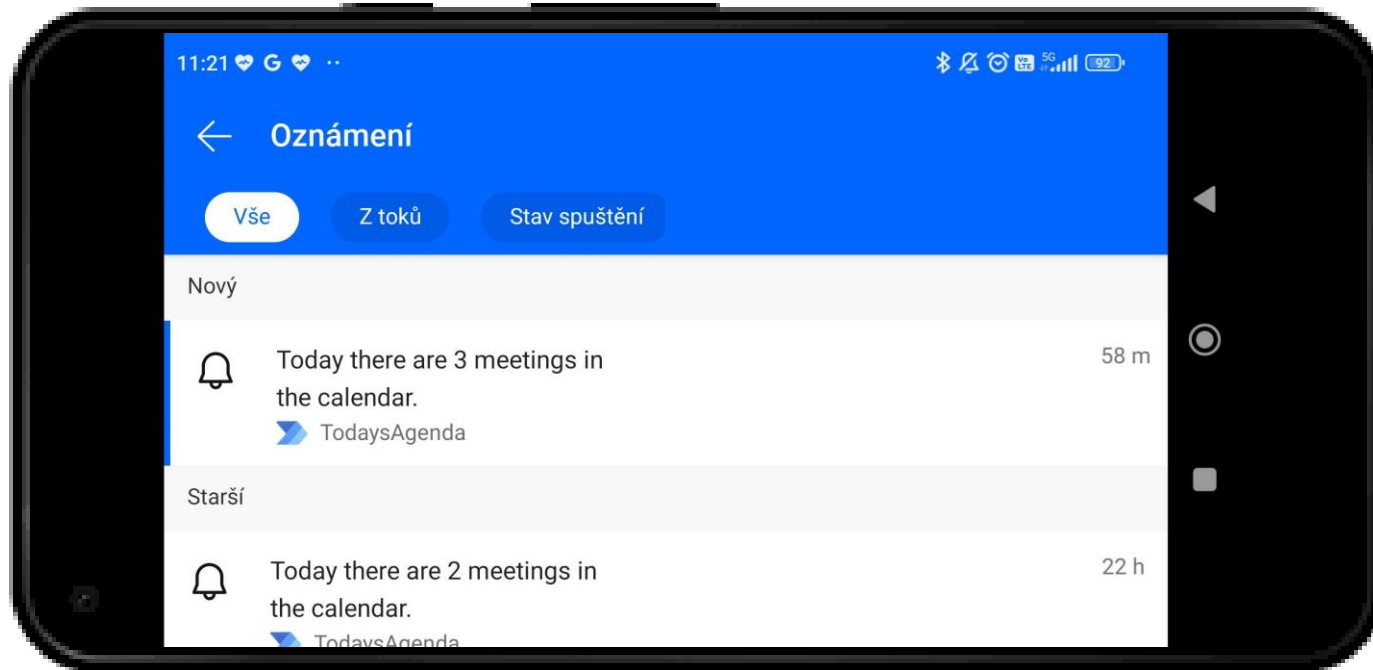
Power Automate Sunday 7:21 PM

The description for flow "Timesheet_D-1" is : Runs every day at 06:00 and loads Outlook events for the previous day to an Excel table. Events are filtered: only "Busy" and "Free" types are processed. Workflow requires a table named tTimesheet. Workflow requires an OfficeScript in Excel to clear table filters..

Type a new message



Power Automate for mobile



Actions

Search actions

- > Variables
- > Conditionals
- > Loops
- > Flow control
- > Run flow
- > System
- > Workstation

- Print document
- Get default printer
- Set default printer
- Show desktop
- Lock workstation
- Play sound
- Empty recycle bin
- Take screenshot
- Control screen sav...
- Get screen resolut...
- Set screen resoluti...
- Log off user
- Shutdown compu...

> Scripting



Subflows

Main

1

The 'Display input dialog' action prompts you to enter the address of the website you want to launch.

Display input dialog

Display input dialog with message 'Please provide the website address to launch..' in the notification popup window with title 'Website address' and store the user's input into **URL** and button pressed into **ButtonPressed**

2

3

The following 'If' action checks whether the 'Cancel' button was pressed in the input dialog. If not, the flow launches the specified web page.

4

If **ButtonPressed** <> 'Cancel' then

5

The 'Launch new Microsoft Edge' action launches the specified web page in a maximized window.

Please note that the Power Automate browser extension is...

6

Launch new Microsoft Edge

Launch Microsoft Edge, navigate to **URL** and store the instance into **Browser**

7

End

Variables

Search variables

Input / output variables 0

There aren't any input or output variables here yet



Flow variables 3

{x} Browser

{x} ButtonPressed

{x} URL

Tools

Online

[Power Automate](#)

[Power Automate for MS Teams](#)

[Power Automate Mobile App](#)

[Process Mining](#)

[Business process flows in Power Apps](#)

Local computer

[Power Automate Desktop](#)

[Power Automate machine-runtime](#)

[On-premises Gateway](#)

Use cases

Office applications

- Bulk create Google Calendar events
- Conditional reminders in Teams

Approvals

- Vacation requests
- Expense approval

Get data from any API

- Obtain a Chuck Norris joke in a Teams message

Web scraping




Repetitive tests

PowerPlatform integration



Flow types

Cloud flows

-  Instant flows are triggered manually
-  Scheduled flows run in pre-defined frequency
-  Automated flows are triggered by some event

Desktop flows

-  A flow in your PC – can be attended x unattended

Business process flows

-  Guides the user in a complex process

Questions?

- Power Automate is a member of the Microsoft Power Platform
- It is about saving your time and integration
- There are 4 applications:
Web, MS Teams, Desktop and Mobile
- It can connect to non-Microsoft applications
- You probably have a Power Automate licence

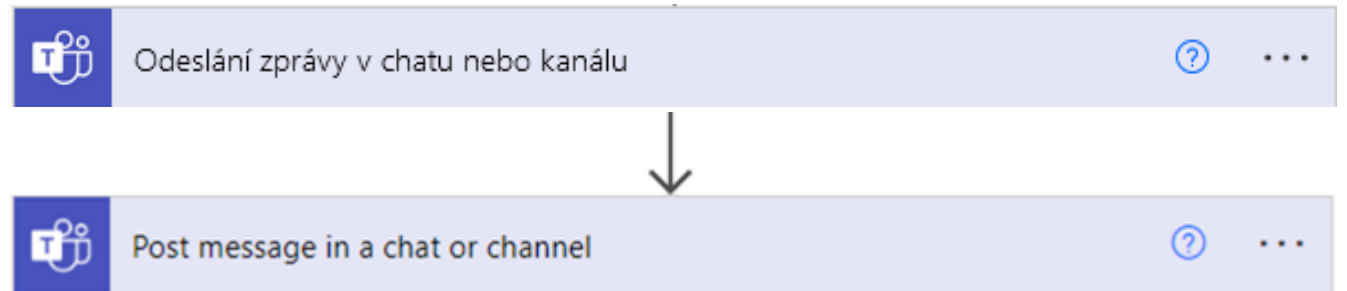
The use case

Load Outlook events into Excel every night



Recommendations for beginners

- Use Power Automate for automation, other applications for what they do
- When searching on internet, check the tutorial's date
- Change your language to English
- Search for a relevant template
- Rename your actions
- Try Experimental features



You might need some code!

Power Automate functions	<code>addDays(formatDateTime(utcNow(),'d'),-1)</code>
Odata filters	<code>Project eq '{@triggerBody()['text']}</code>
JSON basics	<pre>{ "Project": "MyProject", "JIRA": "MYP-100", "Assignee": "Happy Developer" }</pre>
Office Script	<pre>function main(workbook: ExcelScript.Workbook) { let myTable = workbook.getTable("tTimeshet"); let rowCount = myTable.getRowCount(); myTable.deleteRowsAt(0, rowCount); }</pre>

Questions?

- It is low-code
- A flow consists of a trigger and some actions
- Most of the actions use a connection within a connector
- You will need some code (functions, json...)
- Try Experimental features

Documentation and sharing

Documentation

The flow is a diagram!

- Rename your actions
- Use notes

Add a flow description

Think about naming conventions

Sharing the flow

Share

- The same as add an Owner (he can modify it!)

Send a Copy

- The recipient will create his own flow based on yours

Download zip and send

- The recipient will import the zip and create his own flow (legacy)

Add a run-only user

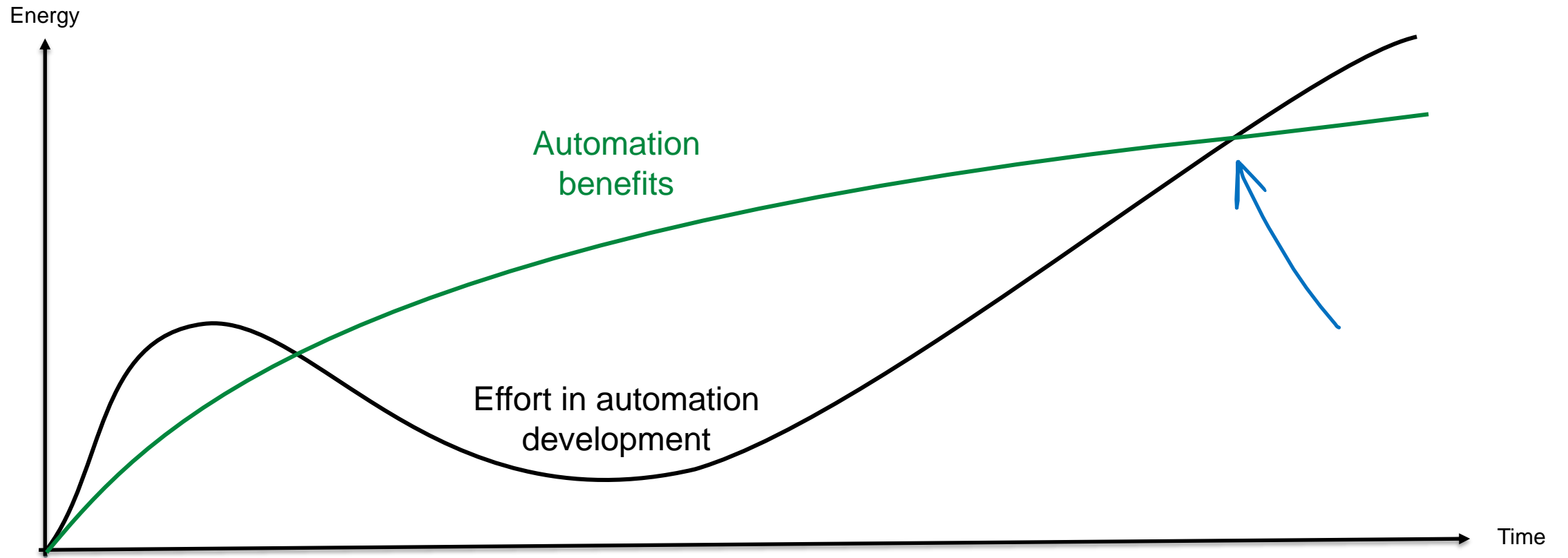
- The user will use your flow. The connector management is needed

Questions?

- The flow is a documentation itself, if you name the things right
- You can add owners, run-only users or send a copy of your flow

Will Power Automate
replace us?

Work less, do more



Power Automate...

- will save your time
- is easy to learn
- is available to everyone
- has a wide range of connectors
- is a Low-code solution

Questions

Kateřina Saryčeva, Ing

Certified: Power BI Data Analyst Associate | Power Automate RPA Developer Associate

katerina.saryceva@ness.com

 [linkedin](#)